

## Drug Utilization Evaluation of Vancomycin in Teaching Hospitals of Lahore

Wasam Liaqat Tarar\*<sup>1</sup>, Mehreen Farooq<sup>1</sup>, Fatima Amin<sup>1</sup>, Khawaja Tahir Mahmood<sup>2</sup>

<sup>1</sup>Department Of Pharmacy, Lahore College For Women University, Lahore-Pakistan,

<sup>2</sup>Drug Testing Laboratory, Lahore-Pakistan.

\* wasam\_tarar@hotmail.com

---

### Abstract:

Vancomycin is the drug of choice in treating severe Gram-positive infections. Drug utilization evaluation is an effective method to promote interventions that will endorse patient outcomes and cost-effectiveness of the drug therapy. The objective of the study undertaken was to observe the utilization of vancomycin in different teaching hospitals of Lahore. A data collection form was designed and distributed among the healthcare providers gathering information about its prescribing pattern. It was found that vancomycin was being used rationally yet special precautions should be followed. The brand Vancomycin (76%) was used in majority of the hospitals. 96% of the prescribers was well aware of its antibacterial spectrum. According to 68% of prescribers the therapy was cost-effective. Redman's syndrome was reported in 44% of the cases. This study concludes that vancomycin is being used appropriately in right doses and for right indications and is cost effective to the majority of patients. Yet the special precautions must be followed such as prolonged infusion time and measuring the plasma drug concentration after administration. ADRs and the possibility of any untoward medical occurrence or the risks of drug related morbidity and mortality can be avoided under the supervision of a pharmacist.

**Key Words:** Cost-effectiveness, Evaluation, Patient Outcomes, Rational, Utilization.

---

### INTRODUCTION:

Drug utilization evaluation is an effective mechanism to identify individual variability in drug use and to promote interventions that will improve positive patient outcomes <sup>[1]</sup>. DUR is an ongoing, systematic course designed to uphold the appropriate and effective use of medications <sup>[2]</sup>. It involves a comprehensive and ample review of a patient's medication and health history before, during, and after dispensing in order to attempt to achieve appropriate therapeutic decision-making and positive patient outcomes. Pharmacists participating in DUR programs can directly improve the quality of care for patients, individually and as populations, by striving to prevent the use of redundant or inappropriate drug therapy, prevent adverse drug reactions and improve overall drug effectiveness. Other terms considered synonymous with DUR include drug use evaluation (DUE), medication use evaluation (MUE), and medication use management. American Society of Health System Pharmacists (ASHP) currently espouses the nomenclature medication use evaluation (MUE) <sup>[3]</sup>.

Vancomycin is a glycopeptide antibiotic used to treat severe gram-positive infections caused by organisms that are resistant to other antibiotics such as methicillin-resistant staphylococci and ampicillin-resistant enterococci. It is administered by intravenous infusion. It never became first-line treatment for *Staphylococcus aureus* for plentiful reasons; it must be given intravenously for most

infections because of its poor oral bioavailability.  $\beta$ -lactamase-resistant semi-synthetic penicillins such as methicillin (and its successors, nafcillin and cloxacillin) were subsequently developed, which have better activity against non-MRSA staphylococci <sup>[4]</sup>. Vancomycin shows its effects by inhibiting proper cell wall synthesis in Gram-positive bacteria. It is poorly absorbed when administered by mouth and for systemic infections it must be given intravenously. Since the drug is excreted chiefly via the kidneys, dosage modification is imperative in patients with impaired renal function. It is considered that excessively high serum concentrations of vancomycin may be associated with ototoxicity. So far it has not been possible to relate the development of nephrotoxicity to previously determined serum concentrations of vancomycin <sup>[5]</sup>.

Vancomycin is indicated for the treatment of severe, life-threatening infections by Gram-positive bacteria that are unresponsive to other less-toxic antibiotics. In particular, vancomycin should not be used to treat methicillin-sensitive *Staphylococcus aureus* because it is inferior in action to penicillins such as nafcillin <sup>[6]</sup> <sup>[7]</sup>.

The mounting emergence of vancomycin-resistant enterococci has resulted in the development of guidelines for use by the Centers for Disease Control (CDC) Hospital Infection Control Practices Advisory Committee. These guidelines restrict use of vancomycin to the following indications; <sup>[8]</sup> <sup>[9]</sup>

serious infections caused by susceptible organisms resistant to penicillins or in individuals with severe allergy to penicillins, pseudomembranous colitis caused by the bacterium *Clostridium difficile*, infections caused by gram-positive microorganisms in patients with serious allergies to beta-lactam antimicrobials, antibacterial prophylaxis for endocarditis following certain intervening procedures, surgical prophylaxis for major procedures involving implantation of prostheses, early in treatment as an empiric antibiotic to cover for possible MRSA infection while waiting for culture identification of the infecting organism<sup>[9]</sup>.

The common adverse drug reactions associated with vancomycin therapy include: local pain, which may be severe and/or thrombophlebitis after IV administration, nephrotoxicity and ototoxicity<sup>[10][11]</sup>. Rarely occurring adverse effects include: anaphylaxis, toxic epidermal necrolysis, erythema multiforme, red man syndrome, superinfection, thrombocytopenia, neutropenia, leucopenia, tinnitus, dizziness and/or ototoxicity<sup>[8]</sup>. It has recently been emphasized that vancomycin can stimulate platelet-reactive antibodies in the patient, leading to severe thrombocytopenia and bleeding with florid petechial hemorrhages, ecchymoses, and wet purpura<sup>[12]</sup>.

Acquired microbial resistance to vancomycin is a rising problem, in particular, within healthcare facilities such as hospitals. With vancomycin as the last-line antibiotic for serious Gram-positive infections, there is the growing prospect that resistance may result in a return to the days when fatal bacterial infections were common. Vancomycin-resistant *Enterococcus* (VRE) emerged in 1987. Vancomycin resistance appeared in more common pathogenic organisms during the 1990s and 2000s, including vancomycin-intermediate *Staphylococcus aureus* (VISA), vancomycin-resistant *Staphylococcus aureus* (VRSA) and vancomycin-resistant *Clostridium difficile*<sup>[13][14]</sup>. There is some suspicion that agricultural use of avoparcin, a similar glycopeptide antibiotic, has contributed to the emergence of vancomycin-resistant organisms. Three main resistance variants have been illustrated to date among resistant *Enterococcus faecium* and *E. faecalis* populations; Van A - resistance to vancomycin and teicoplanin; inducible on exposure to these agents, Van B - lower-level resistance; inducible by vancomycin, but strains may remain susceptible to teicoplanin and Van C - least clinically important; resistance only to vancomycin; constitutive resistance. The development and usage of novel antibiotics such as

linezolid and daptomycin are expected to delay, but not halt, the emergence of bacterial resistant to all accessible antibiotics.

Antibiotic resistance to all the conventionally used antibiotics is ever increasing. All the strains are susceptible to Linezolid which is an expensive alternative with adverse effects. If resistance to Linezolid appears then Quinupristin with Dalfopristin are the drugs of choice. Judicious and careful use of antibiotics focuses on the compliance and formation of antibiotic policy guide lines is highly recommended.

#### MATERIALS AND METHODS:

A retrospective study was carried out to evaluate the utilization of vancomycin. It was carried out at five different teaching hospitals in Lahore i.e., A, B, C, D and E. Around 50 healthcare providers (physicians, pharmacist, nurses and other allied healthcare professionals) were randomly selected and interviewed. Information about prescribing pattern of medicine such as indications, pharmacokinetics, adverse effects, resistance to the therapy, cost effectiveness, etc. was obtained. The significant and relevant information was integrated on a predesigned Performa. The duration of study was one month.

#### Inclusion criteria:

Health care providers including physicians, pharmacists, staff nurses, paramedical staff, allied healthcare professionals, etc. were included in the study.

#### Exclusion criteria:

The exclusion criteria were not specific.

#### RESULTS AND DISCUSSION:

Vancomycin is the drug of choice for Gram-positive bacterial infections. It is used in the treatment of serious infections caused by susceptible organisms resistant to penicillins (MRSA and MRSE) or in individuals with serious allergy to penicillins, pseudomembranous colitis, peritonitis, endocarditis, etc.

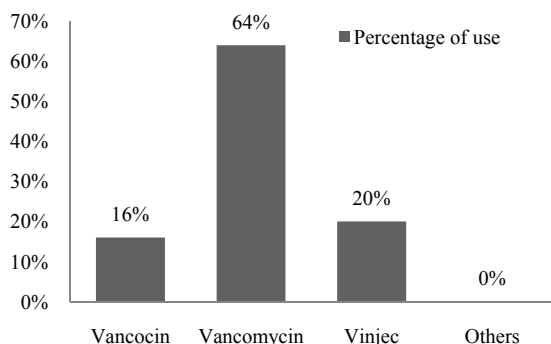
The project work involves the drug utilization review of vancomycin, a study of prescriptions to evaluate appropriateness and cost-effectiveness of the therapy. A total of 50 health care professionals were interviewed about vancomycin's prescribing in five different teaching hospitals. The brand of vancomycin most commonly being used is Vancomycin i.e. 64% (Fig. 1). It is mostly used for the treatment rather than prophylaxis, therefore serves a major use in majority of the hospital settings. Most of the prescribers have appropriate

**Table-1. Brand Of Vancomycin:**

Brands	Number	Percentage
Vancocin	8	16%
Vancomycin	32	64%
Vinjec	10	20%
Others	0	0

**Figure-1. Brand Of Vancomycin:**

N=50: The brand Vancomycin is being used in majority of the hospitals accounting for 64%.

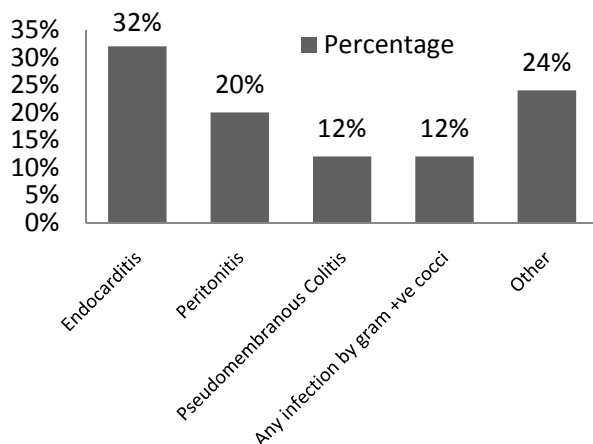


**Table-2. Indications For Vancomycin:**

Indications	Number	Percentage
Endocarditis	16	32%
Peritonitis	10	20%
Pseudomembranous colitis	6	12%
Any infection by Gram positive cocci	6	12%
Other	12	24%

**Figure-2. Indications For Vancomycin:**

N=50: In 32% of cases vancomycin is used for endocarditis.



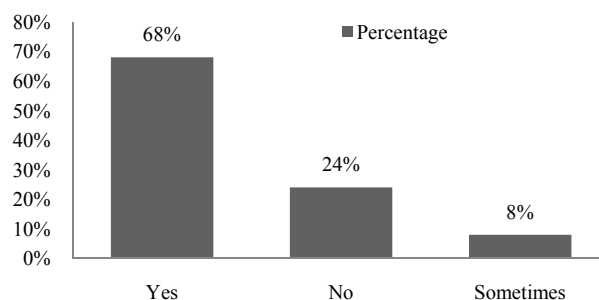
knowledge regarding vancomycin’s prescribing as it is being given for the right indications (mostly for endocarditis) and in right doses (Fig. 2). The dosing frequency is appropriate i.e. 8 hourly or 12 hourly. Vancomycin has poor oral absorption. Hence the dosage form mostly being used is injection. 68% of the prescribers reckon that the therapy is cost effective which exhibits that vancomycin is being used appropriately (Fig. 3).

**Table-3. Cost-Effectiveness Of Therapy:**

Cost-effective	Number	Percentage
Yes	34	68%
No	12	24%
Sometimes	4	8%

**Figure-3. Cost-Effectiveness Of Therapy:**

N= 50: According to the 68% of prescribers the vancomycin therapy is cost-effective.

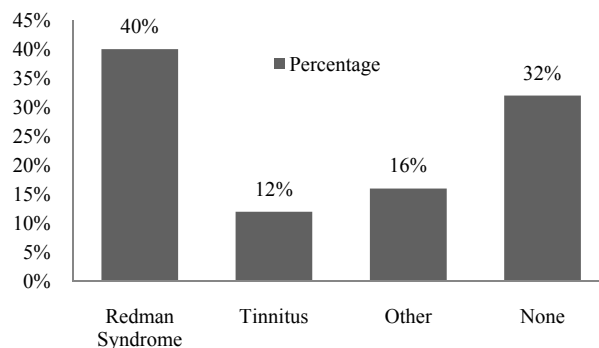


**Table-4. Adverse Effects:**

Adverse Effects	Number	Percentage
Redman Syndrome	20	40%
Tinnitus	6	12%
Other	8	16%
None	16	32%

**Figure-4. Adverse Effects:**

N= 50: The incidence of occurrence of Redman’s syndrome is 40%.



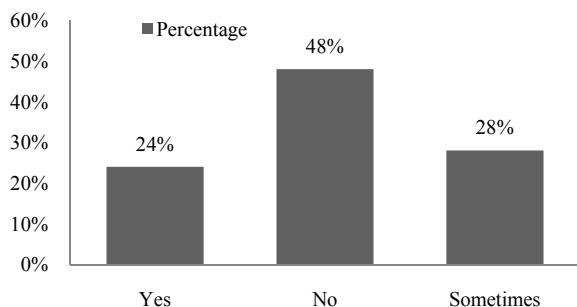
Redman syndrome is the most common adverse effect occurring with vancomycin therapy (Fig. 4). If due care is given on the infusion time i.e. 15-30 minutes, this adverse effect can be avoided. But the staff nurses are in hurry due to workload and the innate nature of humans of being in hurry; they administer the drug rapidly, which results in flushing of the whole upper body of patient. Tinnitus, renal impairment, etc are also encountered. As the therapeutic index of vancomycin is low so the plasma drug levels must be monitored. Half of the prescribers held that the therapy is discontinued after tinnitus while others were naive about discontinuation of therapy. A satisfactory percentage (32%) of prescribers quoted that no adverse effects are being observed with the therapy. According to 24% of prescribers, toxicity reactions are seen with vancomycin therapy (Fig. 5)

**Table-5. Toxicity Reactions With Vancomycin Therapy:**

Toxicity Reactions	Number	Percentage
Yes	12	24%
No	24	48%
Sometimes	14	28%

**Figure-5. Toxicity Reactions With Vancomycin Therapy:**

N=50: Toxicity reactions are seen only in 24% of cases.



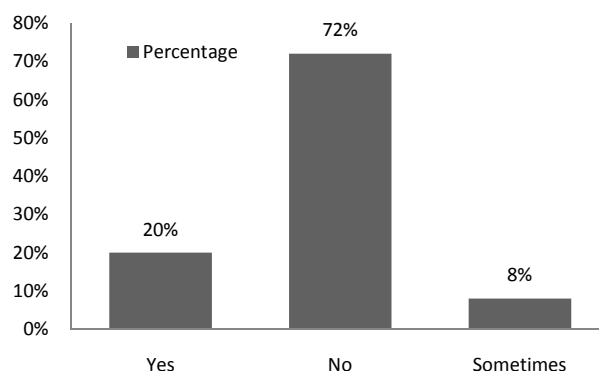
Prescribers have sufficient knowledge regarding the antibacterial spectrum of vancomycin hence it avoids unnecessary prescribing. It is rarely prescribed for off-label uses, which also contributes to the effective therapy (Fig. 6). In majority of the hospitals vancomycin is under the Monitored category of the formulary. The rational practice is that vancomycin should not be prescribed orally for systemic infections. According to 68% of prescribers, they are not prescribing it orally for systemic infections.

**Table-6. Prescribed For Off-Label Uses:**

Prescribed	Number	Percentage
Yes	10	20%
No	36	72%
Sometimes	4	8%

**Figure-6. Prescribed For Off-Label Uses:**

N= 50: In 72% of cases vancomycin is not prescribed for off-label uses.

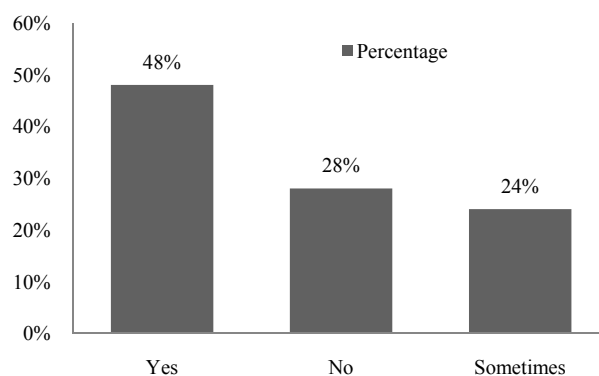


**Table-7. Resistance In Bacterial Infections:**

Resistance	Number	Percentage
Yes	24	48%
No	14	28%
Sometimes	12	24%

**Figure-7. Resistance In Bacterial Infections:**

N= 50: In 48% of the cases resistance is seen in bacterial infections with vancomycin.



Acquired microbial resistance to vancomycin is a growing problem, in particular, within healthcare facilities such as hospitals (Fig. 7). With vancomycin as the last-line antibiotic for serious Gram-positive infections, there is the growing prospect that resistance will result in a return to the days when fatal bacterial infections were common.

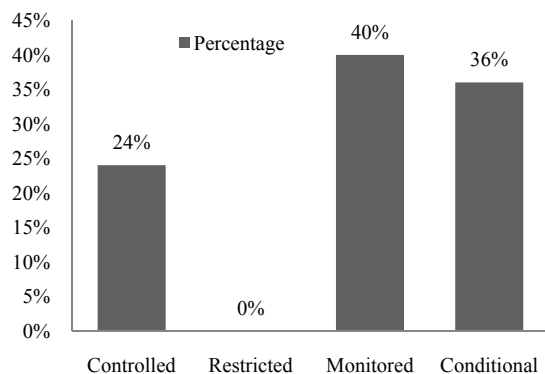
As in some rare cases vancomycin is given to Methicilin-sensitive Staphylococcus aureus infections, where it is totally absurd to prescribe it. Hence it is contributing to the increased resistance to vancomycin. The duration of therapy is not a contributing factor to the increased resistance as per the observation. Alternative drugs are present in case of resistance to vancomycin but unfortunately prescribers are not aware of the accurate prescribing after occurrence of resistance. Patients are taking OTC drugs along with the therapy. But due regard must be given to the possible interactions and pharmacist should intervene for consultation.

**Table-8: Category Under Hospital Formulary:**

Category	Number	Percentage
Controlled	12	24%
Restricted	0	0
Monitored	20	40%
Conditional	18	36%

**Figure-8: Category Under Hospital Formulary:**

N= 50: Under majority of the hospital's formulary, vancomycin is a monitored drug.



It is observed that the knowledge of healthcare providers is sufficient for appropriate vancomycin prescribing. There is incidence of adverse effects which cannot be avoided completely as no drug is completely safe. Drugs are only tools which show their affects when they come in contact with the biological system. Every drug is unique in its actions. As long as it is effective, the risk to benefit ratio is being considered and it is prescribed. The brands of vancomycin being used are appropriate and cost effective and have acceptable pharmacokinetics.

The effectiveness of vancomycin therapy can be enhanced and the adverse effects can be avoided to

some extent by more vigilant and avid attitude of prescribers, nurses and other allied health professionals. It would require a more collaborative practice among physicians and pharmacists so that pharmacists can guide them about the rational prescribing and safer use of medicine. Pharmacists should also guide nurses on proper administration of vancomycin and provide consultation on the use of OTC drugs along with vancomycin. The ADR reporting system should be made efficient to avoid the incidence of adverse effects associated with the therapy. In our healthcare setup majority of the ADRs are unnoticed. Patients should be given sufficient information regarding their medicine so that they can identify any abnormal finding in their course of therapy.

#### CONCLUSION:

Drug utilization and evaluation is best criterion for assessing the clinical appropriateness, cost effectiveness and effective use of a drug therapy. The study conducted shows that vancomycin is the drug of choice for Gram-positive bacterial infections and is being used, in majority of the public sector teaching hospitals, with all its clinical significance. It is being used rationally in the treatment of serious infections caused by susceptible organisms resistant to penicillins (MRSA and MRSE) or in individuals with serious allergy to penicillins, pseudomembranous colitis, peritonitis, endocarditis, etc. Vancomycin therapy proves to be cost effective. Its off-label use is prohibited in many hospitals. Proper dose, dosage form and duration of therapy are being followed which lead to effective and rational use of vancomycin. Acquired resistance to vancomycin therapy is becoming common. The doses and duration of therapy should be carefully prescribed to avoid the occurrence of resistance in bacterial infections. Special precautions are not being followed in many cases. More emphasis should be given on it. Vancomycin has certain side effects, as every other drug, but they can be minimized under vigilant supervision of a pharmacist. ADR reporting system should be made efficient to avoid such events in future.

#### ACKNOWLEDGMENT:

We feel immense pleasure to express gratitude to our head of department Dr. Hafeez Ikram and to our honorable teacher Dr. Mariam Zaka for their kind guidance. Our deepest appreciations go to the working staff of hospitals we visited who provided us with every bit of information we needed.

## REFERENCES:

- [1] David A. Stempel, Joyce F. Durcannin-Robbins, Edwin C. Hedblom, Roger Woolf, Linda L. Sturm, Amanda B. Stempel. Drug Utilization Evaluation Identifies Costs Associated with High Use of Beta-Adrenergic Agonists. *Annals of Allergy, Asthma and Immunology* 76 (2): 153-158 (1996).
- [2] Navarro, Robert. Drug Utilization Review Strategies. *Managed Care Pharmacy Practice*, published 2008, Chapter 8, pp. 215 – 229.
- [3] American Society of Health-System Pharmacists. ASHP Guidelines on Medication-Use Evaluation. Vol. 53: 1953-5 (1996).
- [4] Griffith RS. (1981). Introduction to vancomycin. *Rev Infect Dis* 3: S2004.
- [5] Robert C. Moellering Jr. Pharmacokinetics of vancomycin. *Journal of Antimicrobial Chemotherapy*. 14 (Issue suppl D): 43-52 (1984).
- [6] Small PM, Chambers HF. Vancomycin for *Staphylococcus aureus* endocarditis in intravenous drug users. *Antimicrob Agents Chemother* 34 (6): 1227–31 (1990).
- [7] Gonzalez C, Rubio M, Romero-Vivas J, Gonzalez M, Picazo JJ. Bacteremic pneumonia due to *Staphylococcus aureus*: a comparison of disease caused by methicillin-resistant and methicillin-susceptible organisms". *Clin Infect Dis* 29 (5): 1171–7. doi: 10.1086/313440 (1999).
- [8] Rossi S. Adelaide: Australian Medicines Handbook; 2006. ISBN 0-9757919-2-3
- [9] Recommendations for Preventing the Spread of Vancomycin Resistance Recommendations of the Hospital Infection Control Practices Advisory Committee (HICPAC) 1995 Available at: <http://wonder.cdc.gov/wonder/prevguid/m0039349/m0039349.asp> Retrieved on: April 22, 2011
- [10] Levine, D. Vancomycin: A History. *Clin Infect Dis* 42: S5–S12. doi: 10.1086/491709 (2006).
- [11] Moellering, RC Jr. Vancomycin: A 50-Year Reassessment. *Clin Infect Dis* 42 (Suppl 1): S3–S4. doi: 10.1086/491708 (2006).
- [12] Drygalski A, Curtis BR. Vancomycin-Induced Immune Thrombocytopenia. *N Engl J Med* 356 (9): 904. doi: 10.1056/NEJMoa065066 (2007).
- [13] Smith, TL; Pearson, ML; Wilcox, KR; Cruz, C; Lancaster, MV; Robinson-Dunn, B; Tenover, FC; Zervos, MJ et al. Emergence of vancomycin resistance in *Staphylococcus aureus*. Glycopeptide-Intermediate *Staphylococcus aureus* Working Group. *The New England journal of medicine* 340 (7): 493–501. doi: 10.1056/NEJM199902183400701 (1999).
- [14] McDonald, LC; Killgore, GE; Thompson, A; Owens Jr, RC; Kazakova, SV; Sambol, SP; Johnson, S; Gerding, DN. An epidemic, toxin gene-variant strain of *Clostridium difficile*. *The New England journal of medicine* 353 (23): 2433–41. doi: 10.1056/NEJMoa051590 (2005).