

Dissolution Enhancement of Poorly Soluble Drugs by Using Complexation Technique – A Review

Saravana Kumar K, Sushma M, Prasanna Raju Y

*Department of Pharmaceutics,
 Sree Vidyaniketan Collage of Pharmacy,
 Tirupati, Chittoor Dist., Andhra Pradesh, India 517102.*

Abstract

Orally administered drugs completely absorb only when they show fair solubility in gastric medium and shows good bioavailability. The solubility properties of drug play an important role in the process of formulation developments. Problem of solubility can be solved by different approaches. Each approach suffers with some limitations and advantages. Among all, complexation technique has been employed to improve the solubility of poorly water soluble drugs. sophistication has to find its way in the area of excipients. One such versatile adjuvant, tailored with the help of advances in technology is cyclodextrin. Such cyclodextrin can interact with appropriate size drug molecules which lead to the formulation of inclusion complexes. A comprehensive literature survey was made collect the rightful utilization of cyclodextrins as complexing, solubility enhancing agents. In present review, an attempt was made to discuss various complexation techniques and highlight the applications with these approaches.

Key Words: Cyclodextrins, solubility, dissolution, inclusion complexation, excipients.

INTRODUCTION

Various approaches of complexation with cyclodextrins has gained good acceptance in recent years in industry for enhancing the solubility and dissolution rate of poorly soluble drugs. Cyclodextrins (CDs) are cyclic torus-shaped molecules with a hydrophilic outer surface and lipophilic central cavity which can accommodate a variety of lipophilic drugs. As a consequence of inclusion process, many physicochemical properties such as solubility, dissolution rate, stability and bioavailability can be favourably enhanced. Cyclodextrins are being increasingly applied in various pharmaceutical formulations in recent years due to their approval by various regulatory agencies. Cyclodextrins are produced from starch by means of enzymatic conversion. [1,2]

Cyclodextrins (CDs) are cyclic oligosaccharides containing six (α -CD), seven (β -CD) or eight (γ -CD) α -1,4-linked glucopyranose units, with a hydrophilic hydroxyl group on their outer surface and a hydrophobic cavity in the center.

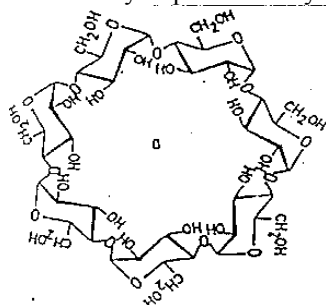


Figure 1 (a): The chemical structure

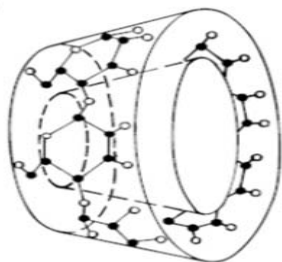


Figure 1 (b) the toroidal shape of the β -cyclodextrin molecule.

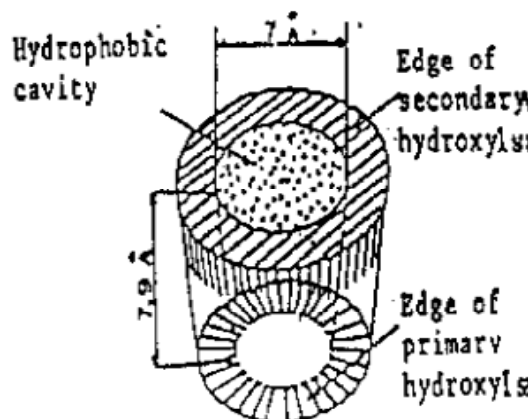
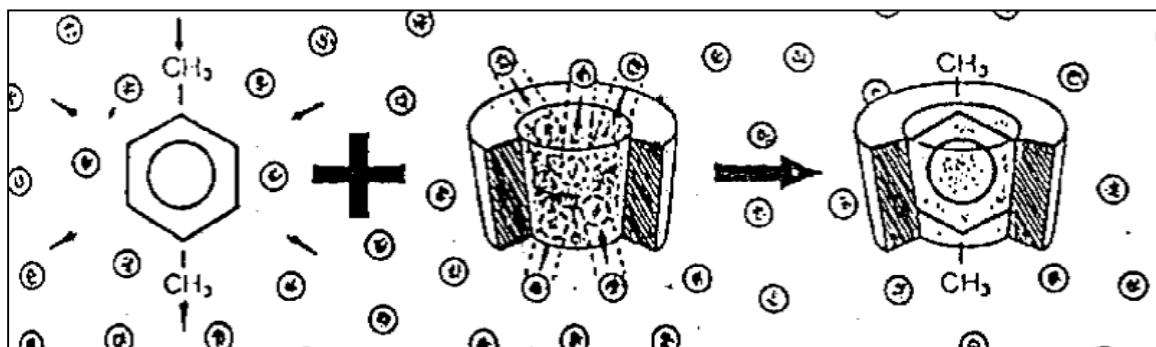


Figure 1 (c) Planner representation and the molecular shape of γ -CDs

Owing to lack of free rotation about the bonds connecting the glucopyranose units, the cyclodextrins are not perfectly cylindrical molecules but are toroidal or cone shaped. Based on the architecture, the primary hydroxyl groups are located on the narrow side of the torus while the secondary hydroxyl groups are located on the wider edge were shown in (Figure 1). But due to steric factors, cyclodextrins having fewer than six glucopyranose units cannot exist, cyclodextrins containing nine, ten, eleven, twelve and thirteen glucopyranose units, which are designated δ -, ϵ -, ζ -, η - and θ -cyclodextrin, respectively have been reported. CDs are capable of forming inclusion complexes with many drugs by taking up a whole drug molecule, or some part of it, into the cavity. Such molecular encapsulation will affect many of the physicochemical properties of drugs, such as their aqueous solubility and rate of dissolution. Among the various approaches, preparation of inclusion complexes with cyclodextrin have proven to be successful in enhancing the solubility of poorly water soluble drugs[3,4,5]. Among the three types of CDs β -Cyclodextrin is known to be more suitable for practical use because of the following three reasons: [6,7,8] The main properties of those cyclodextrins are given in Table 1.[5]

Table 1. Important properties of cyclodextrins

Property	α -Cyclodextrin	β -Cyclodextrin	γ -Cyclodextrin
Number of glucopyranose units	6	7	8
Molecular weight (g/mol)	972	1135	1297
Solubility in water at 25 °C (% w/v)	14.5	1.85	23.2
Outer diameter (Å)	14.6	15.4	17.5
Cavity diameter (Å)	4.7–5.3	6.0–6.5	7.5–8.3
Height of torus (Å)	7.9	7.9	7.9
Cavity volume (Å ³)	174	262	427

**Fig 2: Schematic Illustration of the Complexation Process**

- Its cavity diameter is the best one for guest molecules.
- Its production procedure does not require sophisticated technologies.
- It is cheaper.

The mechanism of complexation processes were discussed as CDs can be regarded as cylinders with hydrophilic outside and hydrophobic inside. The hydrophobic cavity forms an ideal harbour in which poorly water soluble molecules are to be protected from the surrounding atmosphere shelter their most hydrophobic parts or whole molecules. These hydrophobic molecules which can fit in the CD cavity are included in it in the presence of water. In aqueous solution the polar CD cavity is occupied by water molecules that are in an energetically unfavoured state (Polar – a polar repulsion) and are therefore, readily replaced by an appropriate guest molecules that is less polar than water and forms an inclusion complex [7,8]

The degree of complexation with CD depends upon the dimensions and lipophilicity of the guest molecules. The guest molecule or as part of it must fit into the CD cavity. For many drugs γ -CD offers the most interesting cavity size. Its dimensions are comparable to those of the substituted phenyl groups. Such groups are often most hydrophobic parts of drug and are therefore responsible for their poor solubility in water. Hiding these groups in CDs will markedly increase their overall aqueous solubility. There are a few energetically favorable interactions that helps shift the equilibrium towards complex formation.

- Displacement of polar water molecule from the apolar cyclodextrin cavity.
- The increase number of hydrogen bond formed as the displaced water returns to the larger pool. A reduction of the repulsive interaction between hydrophobic guest and the aqueous environment.
- An increase in hydrophobic interaction as the guest insert itself into the a polar cyclodextrin cavity [9]

PREPARATION TECHNIQUES

This is most widely used method to enhance water solubility and increase stability of hydrophobic drugs by using cyclodextrins. Solid inclusion complexes can be prepared by using following methods as follows,

Physical Blending Technique

A solid physical mixture of drug and CDs are prepared simply by mechanical trituration.[11,12] In laboratory scale CDs and drug are mixed together thoroughly by trituration in a mortar and passes through appropriate sieve to get the desired particle size in the final product. In industry scale, the preparation of physical mixtures is based on extensive blending of the drug with CDs in a rapid mass granulator usually for 30 minutes. These powdered physical mixtures are then stored in the room at controlled temperatures and humidity conditions.

Kneading Technique

This method is based on impregnating the CDs with little amount of water or hydroalcoholic solutions to converted into a paste. The drug is then added to the above paste and kneaded for a specified time. The kneaded mixture is then dried and passed through sieve if required. [13]have reported the dissolution enhancement of nimesulide using complexation method. In laboratory scale kneading can be achieved by using a mortar and pestle (14,15)In large scale the kneading can be done by utilizing the extruders and other machines. This is the most common and simple method used to prepare the inclusion complexes and it presents very low cost of production.

Co precipitation

Required amount of drug is added to the solution of β -CD. The system is kept under magnetic agitation with controlled process parameters and protected from the light. The formed precipitate is separated by vacuum filtration and dried at room temperature in order to avoid the loss of the structure water from the inclusion complex.[13]

Solvent evaporation method

This method involves dissolving of the drug and CDs separately in to two mutually miscible solvents, mixing of both solutions to get molecular dispersion of drug and complexing agents and finally evaporating the solvent under vacuum to obtain solid powdered inclusion compound. Generally, the aqueous solution of CDs is simply added to the alcoholic solution of drugs. The resulting mixture is stirred for 24 hours and evaporated undervacuum at 45 °c. The dried mass was pulverized and passed through a 60-mess sieve. This method is quite simple and economic both on laboratory and large scale production and is considered alternative to the spray drying technique.

Neutralization

Drug is added in alkaline solution like sodium hydroxide, ammonium hydroxide. A solution of β -Cyclodextrin is then added to dissolve the joined drug. The clear solution obtained after few seconds under agitation is neutralized using HCl solution until reaching the equivalence point. At this moment, the appearance of a white precipitate could be appreciated, corresponding to the formation of the inclusion compound. The precipitate is then filtered and dried.

Co-grinding

A solid binary inclusion compounds can be prepared by grinding and milling of the drug and CDs with the help of mechanical devices. Drug and CDs are mixed intimately and the physical mixture is introduced in an oscillatory mill and grinded for suitable time. This technique is superior to other approaches from economic as well as environmental stand point in that unlike similar methods it does not require any toxic organic solvents[16]This method differs from the physical mixture method where simple blending is sufficient and in co-grinding it requires to achieve extensive combined attrition and impact effect on powder blend..

Spray-Drying Method

Drug is dissolved in suitable solvent and the required stoichiometric amount of carrier material like β -cyclodextrin is dissolved in water. Solutions are then mixed by sonication or other suitable method to produce a clear solution, which is then spray dried using spray dryer.[23]

Microwave Irradiation Method

Drug and cyclodextrins mixture is reacted in microwave oven to form inclusion. It is a novel method for industrial scale preparation due to its major advantage of shorter reaction time and higher yield of product.[24]

Supercritical antisolvent technique

This method has been introduced in the late 1980s. In this technique, first, drug and CD are dissolved in a good solvent then the solution is fed into a pressure vessel under supercritical conditions, through a nozzle (i.e. sprayed into supercritical fluid anti-solvent). When the solution is sprayed into supercritical fluid anti-solvent, the anti-solvent rapidly diffuses into that liquid solvent as the carrier liquid solvent counter diffuses into the anti-solvent. Because of the supercritical fluid expanded solvent has lower solvent power than the pure solvent, the mixture becomes supersaturated resulting in the precipitation of the solute and the solvent is carried away with the supercritical fluid flow[17,18]

Freeze drying technique

In order to get a porous, amorphous powder with high degree of interaction between drug & CD, lyophilization/ freeze drying technique is considered as a suitable [19,20] In this technique, the solvent system from the solution is eliminated through a primary freezing and subsequent drying of the solution containing both drug & CD at reduced pressure. Thermolabile substances can be successfully made into complex form by this method. The limitations of this technique are long time process and yield poor flowing powdered product. Lyophilization/ freeze drying technique is considered as an alternative to solvent evaporation and involve molecular mixing of drug and carrier in a common solvent[21,22]

CARRIERS FOR DISSOLUTION ENHANCEMENT

Carriers, which are soluble and dissolve in water at a fast rate, are widely used in pharmaceutical formulations to enhance dissolution of drugs. The carriers which have been reported in literature are presented in Table 2 [25,26,27]and are described in detail under different categories.

Table 2: Classification of carriers enhancing dissolution of drugs

Category	Example of carriers
Polymers	Polyvinylpyrrolidone, Polyvinylpolypyrrolidone, Polyvinyl alcohol, Polyethylene glycols, Hydroxypropyl methylcellulose, Hydroxypropyl cellulose, Poly (2-hydroxyethylmethacrylate), Methacrylic copolymers (Eudragit® S100 sodium salts and Eudragit® L100 sodium salts)
Superdisintegrants	Sodium starch glycolate, Croscarmellose sodium, Cross-linked polyvinylpyrrolidone, Cross-linked alginic acid, Gellan gum, Xanthan gum, Calcium silicate
Cyclodextrins	β -Cyclodextrins, Hydroxypropyl- β -cyclodextrins
Carbohydrates	Lactose, Soluble starch, Sorbitol, Mannitol, β -D-glucopyranose (Chitosan), Maltose, Galactose, Xylitol, Galactomannan, British gum, Amylodextrin
Surfactants	Poloxamers (Lutrol® F 127, Lutrol® F 68), Polyglycolized glyceride (Labrasol), Polyoxyethylene sorbitan monoesters (Tweens), Sorbitan esters (Spans), Polyoxyethylene stearates, Poly (beta-benzyl-L-aspartate) -b- poly (ethylene oxide), Poly (caprolactone) -b- poly (ethylene oxide)
Hydrotropes	Urea, Nicotinamide, Sodium benzoate, Sodium salicylate, Sodium acetate, Sodium-o-hydroxy benzoate, Sodium-p-hydroxy benzoate, Sodium citrate
Polyglycolized glycerides	Gelucire 44/14, Gelucire 50/13, Gelucire 62/05
Acids	Citric acid, Succinic acid, Phosphoric acid
Dendrimers	Starburst® polyamidoamine (PAMAM)
Miscellaneous	Microcrystalline cellulose, Dicalcium phosphate, Silica gel, Sodium chloride, Skimmed milk

Table No.3. Dissolution enhancement by various complexation techniques

Drug	Cyclodextrins	Technique	Mechanism	Reference
Piroxicam	β CD	Steam-Aided Granulation	Increased surface area	31
Glipizide	β CD&HP β CD	KG	Inclusion complexes	32
Ziprasidone Hydrochloride	β CD&HP β CD	KG, SE	Inclusion complexes	33
Gliclazide	β CD	Neutralization	Increased wettability	34
Glyburide	β CD,HP β CD & Chitosan	KG,SE	Inclusion complexes	35
Carbamazepine	β CD	KG	Increased solubility	36
Satranidazole	β CD	KG	Reduction in crystallinity	37
Nimesulide	β CD	KG	Inclusion complexes	38
Celecoxib	β CD	KG	Inclusion complexes	39
Piroxicam	β CD	FD	Inclusion complexes	40
Norfloxacin	β CD	KG	Inclusion complexes	41
Meloxicam	β CD&HP β CD	FD	Increased wettability	42
Nicardipine	β CD&HP β CD	KNG, SE, FD, SD	Improved wettability.	43
Gliclazide	β CD	RC	Inclusion complexes	44
Carbamazepine	β CD	SE	Inclusion complexes	45
Norfloxacin	β CD&HP β CD	FD	Reduction of particle size	46
Naproxen	β CD	KG, SE	Inclusion complexes	47
Efavirenz	β CD	KG, SE	IC	22

* β CD: Beta Cyclodextrin; *HP β CD: Hydroxypropyl Beta Cyclodextrin; *KG: Kneding; *SE: Solvent Evaporation; *FD: Freeze Drying; *RC: Recrystallization.

APPLICATIONS OF CYCLODEXTRINS

Since each guest molecule is individually surrounded by a cyclodextrin (derivative) the molecule is micro-encapsulated from a microscopical point of view. This can lead to advantageous changes in the chemical and physical properties of the guest molecules.[4] The various applications [3]of cyclodextrin derivatives were included below as,

- ✧ Stabilisation of light- or oxygen-sensitive substances.
Eg: Curcumin and β cyclodextrins are used for improvement of water solubility and hydrolytic phytochemical stability of curcumin.
- ✧ Improvement of solubility of substances.
Piroxicam is poorly soluble drug to increase the solubility β cyclodextrins are added . By using steam aided granulation technique . Increased surface area of piroxicam and exposed to dissolution medium
- ✧ Cyclodextrins as permeation enhancers:
In spite, the solubility enhancement application, CDs can also be used a membran permeability enhancer and stabilizing agents [4,10] The permeability through biological membrane is enhanced by the presence of cyclodextrins.
- ✧ Modification of liquid substances to powders.
Inclusion complexes between the cinnamomum oil and cyclodextrins were prepared by co precipitation method in different ratios and converts the liquid substances into powders.
- ✧ Protection against degradation of substances by microorganisms.

Photochemical stability of naproxen and niflumic acid in their liquid inclusion complexes with β -cyclodextrin.[28] Cyclodextrins are used to increase their stability and avoid degradation.

- ✧ Masking of ill smell and taste.
Famotidine is complexed with cyclodextrin to improve the taste of the drug ,including polymer like hydroxy propyl cellulose.[29]
- ✧ Catalytic activity of cyclodextrins with guest molecules
Water soluble palladium nanoparticles modified with covalently attached to cyclodextrins receptors. it decreases the catalytic activity of the pd nanoparticles.[30]
- ✧ Over the last few years, an application of Cyclodextrins is expanded into food, pharmaceutical, chemical, agricultural, and environmental engineering fields.

FUTURE ASPECTS

Among the emerging new chemical entites, most are poorly water soluble drugs putting impact on their bioavailability and therapeutic effect. Inclusion complex with cyclodextrins is the most attractive techniqe to enhance solubility. Cyclodextrins and their derivatives have been of widespread attention in the pharmaceutical field because of their potentiallity to form complexes with a variety of drug molecules. CDs, are capable to modify the physicochemical properties of drugs such as solubility, particle size, crystal habit and there by forming a highly water soluble amorphous form.

REFERENCES:

- Chowdary, KPR., Srinivasan, S., Effects of Cyclodextrins, Tween-80 and PVP on the Solubility and Dissolution Rate of Etoricoxib. *J. Pharm. Sci. & Res.*, 2011,3(7), 1344-1348.
- Vekama, K., Design and Evaluation of Cyclodextrin-Based Drug Formulation. *Chem.Pharm.Bull.*2004, 5, 900-15.
- Rajewski, R.A., Stella V.J., Pharmaceutical applications of cyclodextrins-*in vivo* drug Delivery. *J. Pharm. Sci.* 1996, 85, 1142-69.
- Loftsson, T, Brewster, M.E., Pharmaceutical applications of cyclodextrins-Drug solubilization and stabilization. *J. Pharm. Sci.* 1996,85, 1017-25.
- Rajabi Omid, Salari Roshanak, Sayyed Famarz Tayyari, Study of structure and properties of Lidocaine: hydroxypropyl- β -cyclodextrin inclusion complex, *Journal of Pharmacy Research* .2011,4(5): 1562-1563.
- Jain NK „Progress in controlled and novel drug delivery system; cyclodextrin based drug delivery system, 2004,1st ed. p. 384-400.
- Challa R et al. Cyclodextrins in drug delivery: an updated review, *AAPS Pharm Sci Tech.* 2005,06(02): E329-E357.
- Shivanand S.,Influence of method of preparation on solubility, physicochemical properties and invitro release profile of simvastatin cyclodextrin inclusion complexes: A comparative study, *International Journal of Current Pharmaceutical Research* .2010,2(2): 7-12.
- Kanaka Durga Devi N., Cyclodextrins in pharmacy- an overview, *Pharmacopore* . 2010,1(3): 1-7.
- Loftsson T and Brewster ME Cyclodextrin as pharmaceutical excipients, *Pharma Manager* .1997,5: 22-31.
- Patil JS Influence of method of preparation on physicochemical properties and invitro drug release profile of nimodipinecyclodextrin inclusion complexes: a comparative study, *International Journal of Pharmacy and Pharmaceutical Sciences* .2010,2(1): 71-81.
- Patil JS et al. Inclusion complex system; A novel technique to improve the solubility and bioavailability of poorly soluble drugs: a review. 2010,2: (2) 29-34.
- Parikh RK et al. Dissolution enhancement of nimesulide using complexation and salt formation techniques, *Indian Drugs* 2005, 42: 149-53.
- Fernandes CM., Veiga FJB Effect of the hydrophobic nature of triacetyl- β - cyclodextrin on the complexation with nicardipine hydrochloride: physicochemical and dissolution properties of the kneaded and spray-dried complexes, *Chem. Pharm. Bull.* 2002,50(12):1597-1602.
- Cirri M et al. Development of fast-dissolving tablets of flurbiprofen-cyclodextrin complexes, *Drug Dev. Ind. Pharm.* 2005,31: 697-707.
- Friedrich H., Nada A., Bodmier R., Solid state and dissolution rate characterization of co-ground mixtures of nifedipine and hydrophilic carriers, *Drug Dev. Ind. Pharm.* 2005,31: 719-28.
- Al-Marzouqui AH et al. Evaluation of supercritical fluid technology as preparative technique of benzocainecyclodextrin complexes-Comparison with conventional methods, *J. Pharm. Biomed. Anal.* 2007), 43: 566-574.
- Vamsi KM., Gowrisankar D., Role of Supercritical fluids in the pharmaceutical research-A review, *Indian J. Pharm. Edu. Res.* 2007,41(1): 10-17.
- Cao FT, Guo J., Ping Q The physicochemical characteristics of freeze-dried scutellarin- cyclodextrin tetracomponent complexes, *Drug Dev. Ind. Pharm.* 2005,31: 747-56.
- Rodriguez-Perez AI et al *J. Nanosci. Nanotechnol.* 2006,6: 3179-3186.
- Tsinontides SC et al. Freeze drying-principles and practice for successful scale up to manufacturing, *Int. J. Pharm.* 2004,28(1): 1-16.
- Nadendla Rama Rao et al. Preparation, characterization and evaluation of efavirenz inclusion complexes by employing β -cyclodextrin, *Journal of Pharmacy Research* 2011,4(10): 3549-3555.
- Moyano JR, Blanco MJA, Gines JM, Giordano F. Solid-state characterization and dissolution characteristics of gliclazide-beta-cyclodextrin inclusion complexes. *Int J Pharm* 1997; 148:211-217.
- Doijad RC, Kanakal MM, Manvi FV. Studies on piroxicam beta-cyclodextrin inclusion complexes. *Indian Pharmacist* 2007;VI: 94-98.
- Rogers TL, Nelsen AC, J H, N BJ. A novel particle engineering technology to enhance dissolution of poorly water soluble drugs: spray-freezing into liquid. *Eur J Pharm Biopharm* 2002; 54:271-280.
- Sugimoto M, Okagaki T, Narisawa S, Koida Y, Nakajima K. Improvement of dissolution characteristics and bioavailability of poorly water soluble drug by novel cogrinding method using water-soluble polymer. *Int J Pharm* 1998; 160:11-19.
- Vikas A Saharan, Vipin Kukkar, Mahesh Kataria, Manoj Gera, Pratim K Choudhury, Dissolution Enhancement of Drugs. Part I: Technologies and Effect of Carriers. *International Journal of Health Research*, June 2009; 2(2): 107-124 (e222p3-20).
- M. Bogdan, C.Floare, Diana Bogdan, S. I. Farcas. photodegradation of inclusion complexes of naproxen and niflumic acid with β -cyclodextrin; National Institute for Research and Development of Isotopic and Molecular Technologies, Cluj-Napoca, Romania.
- Ashok R.patel., Pradeep.R., Preparation and Evaluation of Taste Masked Famotidine Formulation Using Drug/ β -cyclodextrin/Polymer Ternary Complexation Approach ; *AAPS PharmSciTech.*; 2008, 9(2), 544-550.
- Jian Liu, Julio Alverz Tuning the Catalytic Activity of Cyclodextrin-Modified Palladium Nanoparticles through Host-Guest Binding Interactions; *Center for Supramolecular Science and Department Chemistry, Langmuir*, 2001, 17 (22), pp 6762-6764.
- Cavallari C, Abertini B, Rodriguez MLG, L R. Improved dissolution behaviour of steamgranulated piroxicam. *Eur J Pharm Biopharm* 2002; 54: 65-73.
- Patel VP, Patel NM, Chaudhari BG. Effect of water soluble polymers on dissolution profile of glipizide Cyclodextrins complex. *Indian Drugs* 2008; 45: 31-36.
- Deshmukh SS, Potnis VV, Shelar DB, Mahaparale PR. Studies on inclusion complexes of ziprasidone hydrochloride with beta-cyclodextrin and hydroxypropyl-beta-cyclodextrin. *Indian Drugs* 2007; 44: 677-682.
- Lo YK, Hsu CP, Tsai TR, Cham TM. Comparison of the solubility and dissolution rate of gliclazide-beta-cyclodextrin inclusion complexes prepared by liquid-liquid extraction and neutralization. *J Food Drug Ana* 2006; 14: 230-235.
- Zerrouk N, Corti G, Ancillotti S, Maestrelli F, Cirri M, Mura P. Influence of Cyclodextrins and chitosan, separately or in combination, on glyburide solubility and permeability. *Eur J Pharm Biopharm* 2006; 62:241-246.
- Suresh S, Shivakumar HN, Kumar GK. Effect of beta cyclodextrin complexation on the solubility and dissolution rate of carbamazepine from tablets. *Indian J Pharm Sci* 2006; 301-307.
- Derle D, Boddu SHS, Magar M. Studies on the preparation, characterization and solubility of betacyclodextrin - satranidazole inclusion complexes. *Indian J Pharm Educ Res* 2006; 40:232-236.
- Parikh RK, Mansuri NS, Gohel MC, Sonlwalla MM. Dissolution enhancement of nimesulide using complexation and salt formation techniques. *Indian Drugs* 2005; 42:149-153.
- Rawat S, Asgar LF, Jain SK. A comparative dissolution study of commercial and prepared formulations of celecoxib. *Indian J Pharm Sci* 2005; 632-634.
- Jug M. Influence of cyclodextrin complexation on piroxicam gel formulations. *Acta Pharm* 2005; 55:223-236.
- Aithal KS, Nalini K, Udupa N, Sreenivasan KK. Enhanced fluorescence emission of norfloxacin on complexation with cyclodextrin. *Indian Drugs* 2005; 42:162-166.
- Baboota S, Agarwal SP. Formulation of meloxicam cyclodextrin inclusion complexes incorporated tablets. *Indian Pharmacist May* 2005; IV:62-66.
- Fernandes CM, Vieira MT, Veiga FJB. Physicochemical characterization and in vitro dissolution behavior of nicardipine-cyclodextrins inclusion compounds. *Eur J Pharm Sci* 2002; 15:79-88.
- Ozkan Y, Atay T, Dikmen N, Isimer A, Hassan Y, Enein A. Improvement of water solubility and in vitro dissolution rate of gliclazide by complexation with beta-cyclodextrin. *Pharm Acta Helv* 2000;74: 365-370.
- El-Zein H, Riad L, El-Bary AA. Enhancement of carbamazepine dissolution: in vitro and in vivo evaluation. *Int J Pharm* 1998; 168: 209-220.
- Guyot M, Fawaz F, Bildet J, Bonini F, Laguény AM. Physicochemical characterization and dissolution of norfloxacin / cyclodextrin inclusion compounds and PEG solid dispersions. *Int J Pharm* 1995; 123:53-63.
- Bettinetti G, Mura P. Dissolution properties of naproxen in combination with polyvinylpyrrolidone. *Drug Dev Ind Pharm* 1994; 20:1353-1366.