

Attitude Of Patients Towards The Replacement Of Tooth After Extraction

B. John Rozar Raj

Saveetha Dental College, Chennai

Abstract:

Aim : To analyse the attitude of patients towards replacement of tooth after extraction

Objectives : This survey was conducted to analyse the attitude of dental patients towards the replacement of tooth

Background: Tooth or teeth extraction is done due to periodontal diseases, dental caries , injury or many other reasons. After the extraction if the missing tooth or teeth is not replaced , the patient might face some functional and aesthetic problems. The missing tooth or teeth can be replaced by the Dentures (Temporary dentures, Partial dentures, Full dentures), Bridges and Dental Implants.

Reason This survey was conducted to find out the attitude and concern of the patients towards replacement of the tooth after the extraction and to give them some suggestions regarding the treatment and to point out the difficulties that they have to face if the treatment is not done.

INTRODUCTION:

SMILE is the window to a person's personality(1). Teeth plays an important role in the maintenance of a person's health. Tooth loss is not only a physiological problem but also a psychological problem. It is considered as a upsetting experience or serious event in the life of a person(2,3). Extraction of one or more teeth affects the life of a person physically , socially, emotionally and psychologically(4,5). Tooth or teeth extraction is done due to periodontal disease ,any infections like tooth decay,any injury or due to trauma. The missing tooth or teeth can be replaced by the Dentures (partial dentures , temporary dentures , full dentures) ,

Bridges and Dental implants(6-8).If the missing tooth is not replaced , the patient might face functional problems or aesthetic problems.

MATERIALS AND METHODS:

This study was conducted in Saveetha dental college from December 2015 to February 2016. The patients who had come for the extraction of tooth during these months participated in this study. The patients below the age of 18 were excluded from the study . A questionnaire with 6 questions were prepared and asked to the patients by the author after their extraction (9).

The questionnaire given to the patients is as follows

- * Did the doctor give you a proper information about the replacement of tooth?
 - a) Yes
 - b) No

- * Would you replace your tooth only if you find some difficulties in your daily activities?
 - a) Yes
 - b) No

- * Are you aware of the importance of the replacement of tooth ?
 - a) Yes
 - b) No

- * What is your reason for your replacement of tooth?
 - a) Appearance
 - b) Fuctional problems
 - c) Combination of both

- * Why are you not replacing your tooth ? It is due to
 - a) Financial problems
 - b) You are not still aware of the problems
 - c) You don't need it

- * What type of a denture do you prefer?
 - a) Fixed denture
 - b) Removable denture
 - c) Doctor's suggestion

RESULTS:

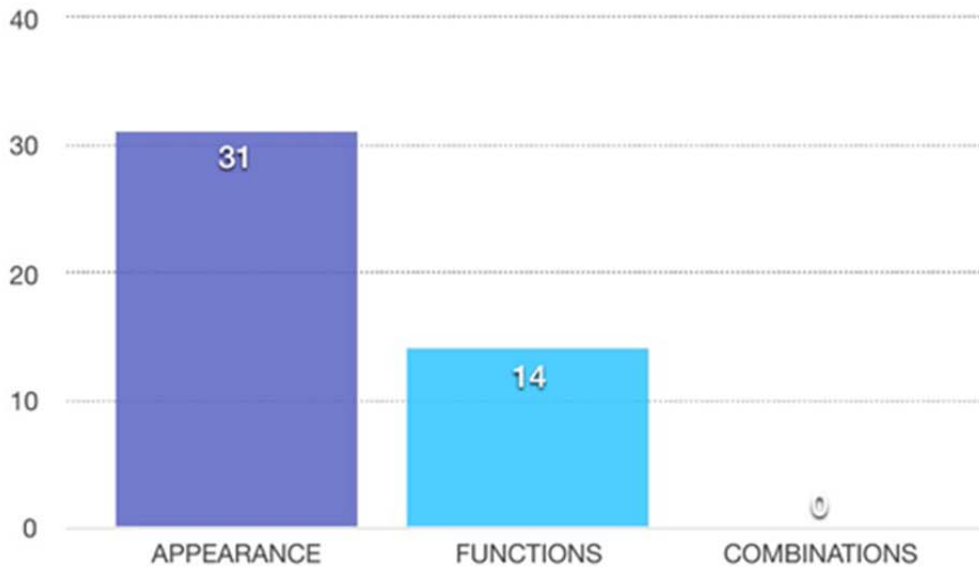
A patient population of 50 participated in this study out of which 56% were males and 44% were females . 98% of the patients were aware about the replacement of tooth and 90% of them wanted to replace their tooth while the 10% of

them did not want to replace their tooth . They did not want to replace their tooth due to financial problems. The results of various reasons for the replacement of tooth and the type of dentures the patients prefer are given in the form of tables, pie charts and graphs.

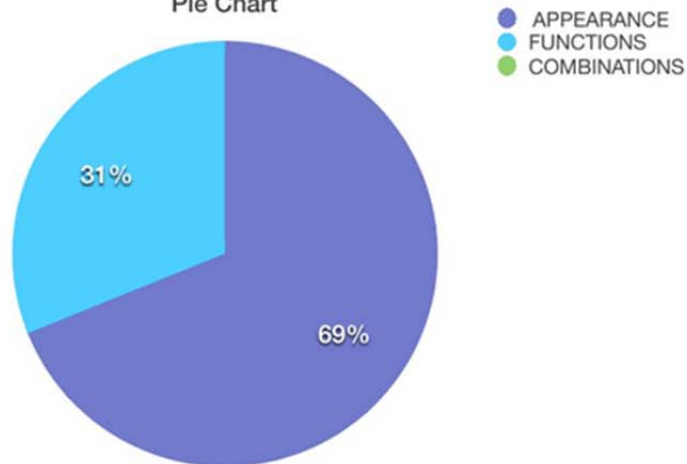
REASONS FOR THE REPLACEMENT OF TOOTH

OPTIONS	NUMBER OF PATIENTS	FREQUENCY
APPEARANCE	31	68.8%
FUNCTIONS	14	32.2%
COMBINATIONS	0	0%

Column Chart

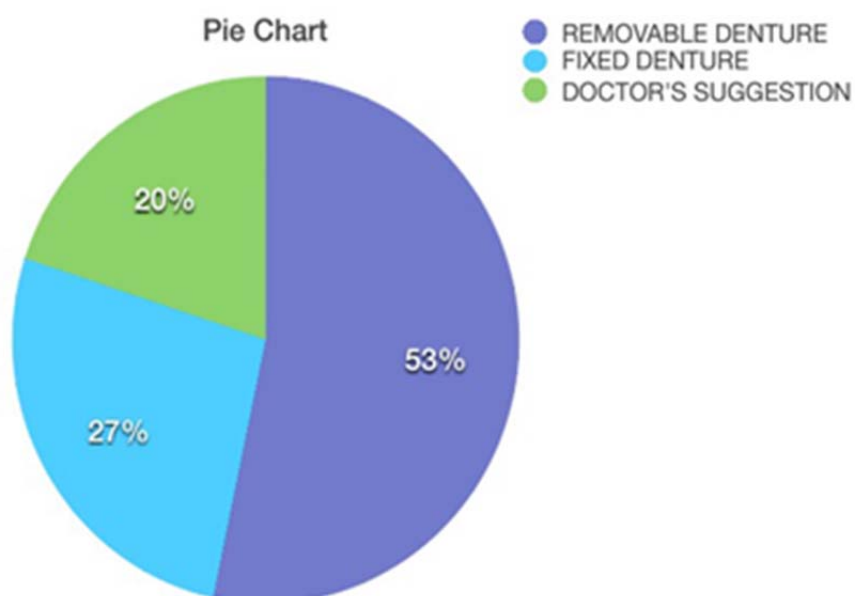
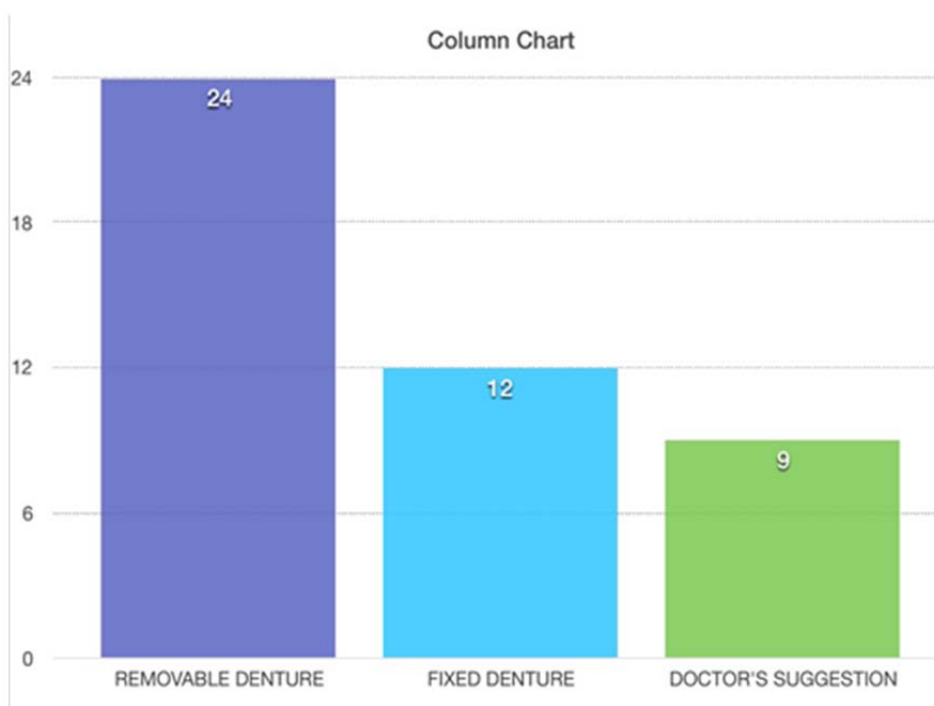


Pie Chart



TYPES OF DENTURES THE PATIENTS PREFER

DENTURES	NUMBER OF PATIENTS	FREQUENCY
REMOVABLE DENTURE	24	53.3%
FIXED DENTURE	12	26.6%
DOCTOR'S SUGGESTION	9	20%



DISCUSSION

The present study was an attempt to find out the attitude of patients towards the replacement of missing tooth or teeth after the extraction at the Saveetha Dental College, Chennai. In studies done by Elias et al and at the Institute of Dental Sciences, the patients preferred replacement mostly for missing anterior teeth than the missing posterior teeth and rated aesthetics above the functional problems in their priority of tooth replacement and in the study done by Faiza et al, a combination of both was preferred for replacement. In the present study the patients preferred replacement of tooth for their aesthetic problems more than the functional problems (10). In the same study done by Elias et al the functional problems were mostly considered by the males and the aesthetics were considered mostly by females which is similar to our study in case of females and contrast in case of males (11-13). Because in our study both males and females considered replacement more for aesthetics only. In some studies done about the preference of dentures, the patients preferred to wear fixed partial dentures more than the removable partial dentures. It is a contrast to our study where the patients preferred removable dentures more than the fixed dentures. Many studies were done to find out the reason why people do not want to replace their tooth, there are various reasons for it like lack of time, low felt need, financial reasons, lack of knowledge and waiting while low felt need is the most common reason in most of the studies. It is a contrast to our study because the patient's reason for not replacing the tooth is financial problems. Dentists are the driving forces for the patient's awareness about the replacement of tooth in the study done by Faiza et al which is similar to our study.

CONCLUSION

The present study concludes that the attitude, knowledge and awareness among people about the replacement of tooth is good. Because people are mostly aware about the functional and aesthetic problems that will be caused if the tooth is not replaced and also people have a positive attitude about the replacement of tooth after the extraction. The dentists play an important role by creating awareness and helping the people to gain knowledge.

REFERENCES

1. Roessler DM. Complete denture success for patients and dentists. *Int Dent J* 2003; 53: 340-45.
2. Omar R, Tashkandi E, Abdul jabbar T, Abdullah MA, Akeel RF. Sentiments expressed in relation to tooth loss: a qualitative study among edentulous Saudis. *Int J Prosthodont* 2003; 16: 515-20.
3. Fiske J, Davis DM, Frances C, Gelbier S. The emotional effects of tooth loss in edentulous people. *Br Dent J* 1998; 184: 90-3.
4. Slade GD and Spencer AJ. Social impact of oral conditions among older adults. *Australian Dent J* 1994; 39: 358-64.
5. Helen L Craddock. Consequences of Tooth Loss: 1. The Patient Perspective –Aesthetic and Functional Implications. *Dent Up- date* 2009; 36: 616-19.
6. Kayser AF. Shortened dental arches and oral function. *J Oral Rehabil* 1981; 8: 457-62.
7. Witter DJ, Van Elteren P, Kayser AF, Van Rossun GM. The effect of removable partial dentures on the oral function in shortened dental arches. *J Oral Rehabil* 1989; 16: 27-33.
8. Kalk W, Kayser AF, Witter DJ. Needs for tooth replacement. *Int Dent J* 1993; 43: 41-49.
9. Steele JG, Treasure E, Pitts NB, Morris J, Bradnock G. Total tooth loss in the United Kingdom in 1998 and implications for the future. *Br Dent J* 2000; 189: 598-603
10. Osterberg T, Hedegard B, Sater G. Variation in dental health in 70-year-old men and women in Goteborg, Sweden: a cross-sectional epidemiological study including longitudinal and cohort effects. *Swed Dent J* 1984; 8: 29-48.
11. Leake JL, Hawkins R, Locker D. Social and functional: impact of reduced posterior dental units in older adults. *J Oral Rehabil* 1994; 21: 1-10.
12. Napankangas R, Salonen MAM, Raustia AM. Treatment need for fixed metal ceramic bridge prosthesis in patients treated by dental students in 1984-1996. *J Oral Rehabil* 2001; 28: 1101-05.
13. Casamassimo PS, Harmsk A, Parriah JL others: Future of dentistry and dental workforce. *J Am Dent Assoc* 2002; 133: 1226-35.