

Comparative Study on the Ability of a Student to Handle Clinical Procedures Post the Orientation Program - A Questionnaire study

Ashika Rachael Samuel, Dr. Saravana Dinesh
Saveetha dental college and hospitals

Abstract

Aim : The aim of this study is to understand the pros and cons of the orientation program conducted newly by the Saveetha university for its students entering the clinics.

Objective : Through the survey we can understand how effective the orientation has been and the level of confidence the students have gained while practicing .

Background: In the past years , Students of Saveetha university have entered their clinical posting without much guidelines on how to tackle the clinic perspectives of a dental procedure. But in the year 2015 , the university chose to adopt a new orientation program where time was dedicated to explain.. to the students about all procedures and ways to handle them . The students have no restriction regarding the type of case they need to handle . All students irrespective of their year of study are open to treat any complex dental procedure . This article will show a comparative survey between the third year and final year students of the college about how confident they are while working with patients .

Reason : The orientation program conducted by the college has shown great improvement in the performance of most students entering the clinics for the first time . This survey will help us in providing better ideas for the following programs in future , elevating the standard of work by the students .

INTRODUCTION

All dental institutions and colleges in the country including Saveetha university , have adopted a clinic system which comprises of a method in which students shuttle between the various departments to perform their clinical cases . It is mostly a 15 day shuffling of departments , where patients will not be assigned to one particular student but the department itself for their particular treatment . This system had been changed at the Saveetha university in October 2012. A new combo clinic system was established where the students get the feel of a private dental practitioner. Each patient will be assigned to a particular student for all their dental care requirements . This method was highly efficient at the college. The main purpose of this new system was to help the students have higher confidence levels during their private practise by establishing a similar scenario during their undergraduate course .

Various studies have shown that the stress levels of students increases with year of study and work load . [1]To minimise this there must be a proper schedule organised by the institution to reduce the unwanted pressure on students . [2] Most other UG students of various other dental colleges perform only simple clinical cases . Extractions are done only on mobile teeth of grade 3 or 2 . Even at Saveetha university , a similar protocol used to be followed . However after the introduction of the new combo clinic system , this restriction in dental procedures to particular class of students was abolished . At Saveetha , all dental procedures , including extraction of permanent firm teeth can be carried out by any Undergraduate dental student irrespective of their year of study . This gives them more practise and courage , enabling them to be the best while practising in future at their private work places . [3]

Initially , the students weren't given any proper crash course or session explaining to them on how to handle the various cases . This method had been followed for many years by the institution. The students have had a few difficulties in adapting to such a system . However , keeping in mind , the outcome of students performance , the university decided that they will in co- operate a newer program in the year 2015 enhancing the students confidence and performance levels. The program aimed at giving a very clear picture to students about the clinical tasks and how to handle the various cases. Each department of dentistry, had a special session with the students explaining to them about the various treatment procedures and protocols to be followed . Basic rules and regulations were taught . Students were also introduced to the new RMS system , which is the computerisation of clinical data for each patient assigned to them . This new technique has lowered the time consuming factor in their work . The students seemed very confident while starting their first clinical case. The faculty at the college seemed to have had a very positive response from the students who attended this program . [4] The students seemed to require less guidance during their work and often seeking for approvals rather than help. An overall view shows that , the program has been very efficient and produced maximum positive result. However knowing the difficulty of the students will play a major role in knowing and understanding the pros and cons of this program .

This article will explain about the students point of view regarding this orientation program . It will clearly explain the success rates of this orientation program.

MATERIALS AND METHOD

A simple questionnaire comprising of 10 questions were framed. It was mainly targeted at knowing the success rates of the orientation program . The study sample focusses at a student count of 100 . Students participating in this research include both the third years who have attended the program as well as the final years who haven't attended the program . The study was done at Saveetha dental college . The participants were clearly explained about the research and then willing signed a consent letter and filled the questionnaire.

RESULT

The success rates of the orientation program has been outstanding. The statistical study shows great variation between the third years and final years with regard to their clinical practise. Even the participants of this survey feel the need for such a program for all the upcoming years.

DISCUSSION

The questionnaire was submitted to 100 students. 50 of them included the third years who had attended the program where as the remaining 50 included the finals years who hadn't attended it. When asked if the students had enough confidence about their clinical subjects before they entered the college's clinical system, the answers were astonishing. The preexisting final years claimed that only 42% of their batch was confident. On the other hand, the response from the third years was better. They had a percentage of 68% showing higher confidence in their clinical subjects. When asked how the third years felt this confident , they explained that the orientation program provided a excellent overview of all subjects and concepts were fresh and clear in their heads.(table 1.1)

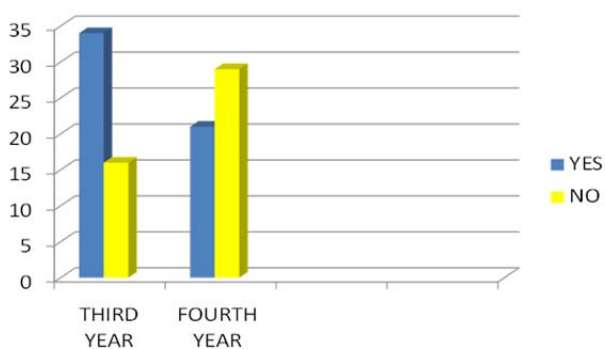


Figure 1.1 Confidence of clinical subjects before entering clinics

It was noticed that the students of the third year were able to establish better doctor patient relation rather than the final years. The study shows that nearly 86% of the third years readily communicated with their patients without any fear and established an excellent bond. The final years showed that 44% of them were able to do so initially. But they have improved now and all final years have established the best doctor patient relation. Similarly ,the ability to explain the various clinical procedures to the

patients and get their consent has always been the most trivial part in dentistry. Nevertheless the students of saveetha mastered the art. Half of the final years were able to convince their patients for the necessary treatment in the beginning of their work. Tremendously better results were seen with the present third years as nearly 96% of them were on power with their seniors in explaining procedures to their patients in the most simplest manner and getting their consent. (table 1.2)

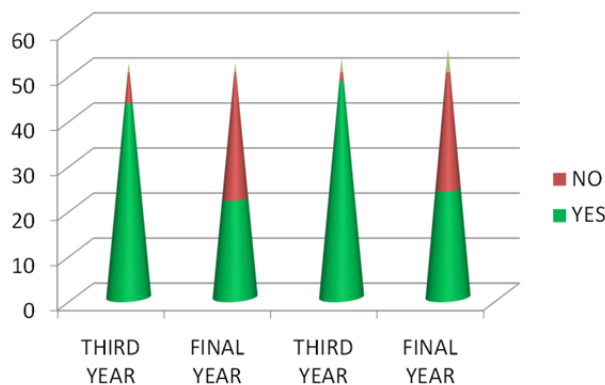


Figure 1.2 Patient doctor relationship and students ability to explain procedures

This was certainly the main objective the program. It clearly shows that the beginners (third years) are highly efficient and getting in power with their senior. Generally , at the start of their practice , most students require assistance from faculty for any treatment. When the final years had entered the clinics nearly 3/4th of the batch required guidance and were completely dependent on faculty. However, the third years showed better results. Only 1/4th of the class needed assistance with their procedures. This shows how the program has impacted the students and instilled such levels of confidence that most of the beginners were able to start off by themselves.

Planning the treatment for the patient after case history is highly vital . and the ability of the student to do so with help from a senior authority just explains the quality of education the institution provides. This aspect has proved to be outstanding in both cases . (table 1.3)

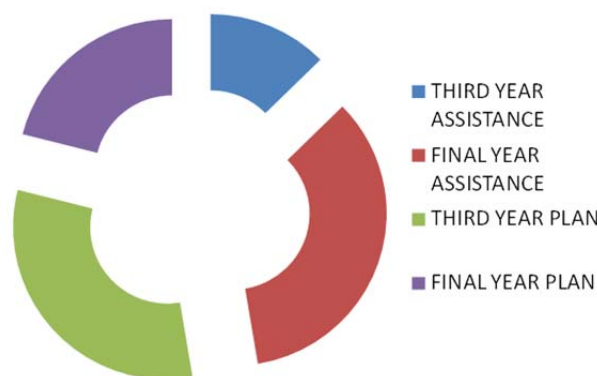


Figure 1.3 Assistance requirement and Treatment plan capacity of student

The academic year 2015 brought in a lot of new methodologies which served to be beneficial to the budding dentists. The previous used time consuming case sheet used for history taking had been replaced with the modern RMS. It refers to a software where in all data is saved on the computer. Its is faster, accurate and highly efficient. Students find it as a blessing in disguise . The final years in particular have had their hand at both methods and find the RMS very comfortable. The chart clearly explains the outcome of such a new introduction. (table 1.4)

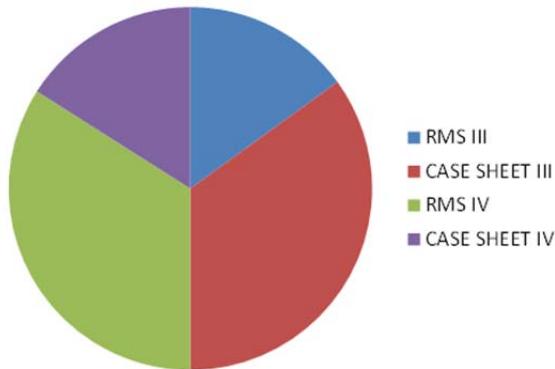


Figure 1.4 RMS vs Case sheet

This article shows that the efforts taken to conduct the orientation program for the students entering their clinics has attained successful results. Student performance has increased. The feedback obtained from the patients is very pleasing. The service at the institution is marvelous. The degree of comparison has always been good, better and best. But the results show an elevated best value.

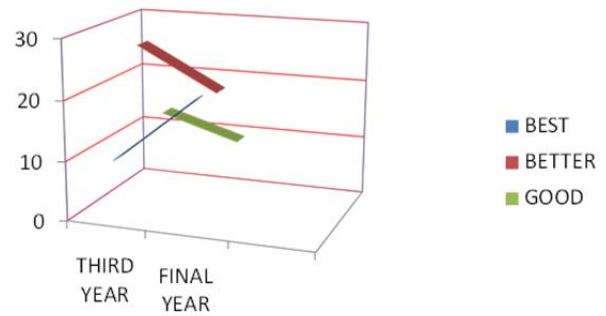


Figure 1.5 Feedback from patients regarding service

CONCLUSION

The need for this orientation program is a requirement . It has proved to be highly efficient and brought out positive results. It will make the students more confident about their clinical practice and heko them work better. Eliminating the fear of working in the clinics has become very simplified due to this program. This such programs must be conducted in all institutions for the welfare of the students.

REFERENCES

- Ahmad MS, Md Yusoff MM, Abdul Razak I. Stress and its relief among undergraduate dental students in Malaysia. *Southeast Asian J Trop Med Public Health.* 2012;42(4):996–1004.
- Sanders AE, Lushington K. Sources of stress for Australian dental students. *J Dent Educ.* 1999;63(9):688–697.
- Shapiro SL, Shapiro DE, Schwartz GE. Stress management in medical education: a review of the literature. *Acad Med.* 2000;75(7):748–759.
- Tisdelle DA, Hansen DJ, St Lawrence JS, Brown JC. Stress management training for dental students. *J Dent Educ.* 1984;48(4):196–202.
- Acharya S. Factors affecting stress among Indian dental students. *J Dent Educ.* 2003;67(10):1140–1148.